

Im Hofstätt 11
D-72359 Dotternhausen
Phone +49 (0)7427 9480-0
Fax +49 (0)7427 9480-7025
e-mail info@proactiv-gmbh.de
www.proactiv-gmbh.com



☐ **Quotation date:** _____

Consultation was carried out by
Staff at the medical supplies shop: _____

PRO ACTIV field representative: _____

☐ **Order date:** _____

according to GTC PRO ACTIV GmbH

Medical suppliers/company address:

Cust. no.: _____
Name: _____
Street: _____
Postcode / city: _____
Phone: _____
Fax: _____
E-Mail: _____
Contact: _____

Shipping address: ☐ **same as company**
address

☐ **Other** (see below)

Name: _____
Street: _____
Postcode / city: _____

Customer name/commission:

Surname, _____
forename: _____
Street: _____
Postcode / city: _____
Phone: _____
Fax: _____
E-Mail: _____
D.O.B: _____
Paying _____
organisation: _____



TRAVELER

Active easy running folding wheelchair

Maximum user weight limit 120 kg

A9030100000 € 4,140.00

Invoicing address: ☐ **same as company address**

☐ **other** (see below)

Cust. no.: _____
Name: _____
Street: _____
Postcode / city: _____
Phone: _____
Fax: _____
E-Mail: _____
Contact: _____

Basic size

Body size:

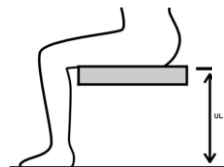
Body height: _____ cm

Weight: _____ kg (if >120kg please use Heavy Duty dimension sheet)

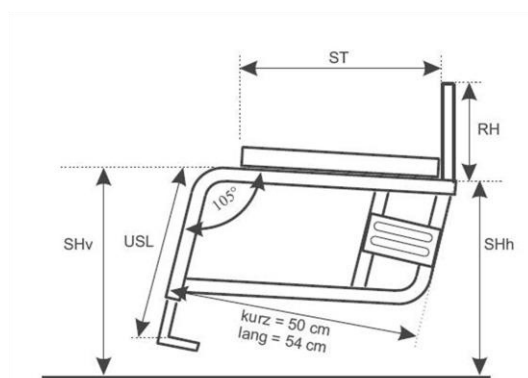
Lower leg length: _____ cm
(anatomic dimension: hollow of the knee to the foot sole):

Indication: _____

This information is mandatory for further processing.



Wheelchair dimensions:



Seat width SB	<input type="checkbox"/> 33	<input type="checkbox"/> 34	<input type="checkbox"/> 35	<input type="checkbox"/> 36	<input type="checkbox"/> 37	<input type="checkbox"/> 38	<input type="checkbox"/> 39	<input type="checkbox"/> 40	Optional with frame length possible			
	<input type="checkbox"/> 41	<input type="checkbox"/> 42	<input type="checkbox"/> 43	<input type="checkbox"/> 44	<input type="checkbox"/> 45	<input type="checkbox"/> 46	<input type="checkbox"/> 47	<input type="checkbox"/> 48	<input type="checkbox"/> 49	<input type="checkbox"/> 50	<input type="checkbox"/> 51	<input type="checkbox"/> 52

Seat depth ST	Short frame					Long frame				
	<input type="checkbox"/> 36	<input type="checkbox"/> 37	<input type="checkbox"/> 38	<input type="checkbox"/> 39	<input type="checkbox"/> 40	<input type="checkbox"/> 40	<input type="checkbox"/> 41	<input type="checkbox"/> 42	<input type="checkbox"/> 43	<input type="checkbox"/> 44
	<input type="checkbox"/> 41	<input type="checkbox"/> 42	<input type="checkbox"/> 43			<input type="checkbox"/> 45	<input type="checkbox"/> 46	<input type="checkbox"/> 47	<input type="checkbox"/> 48	

Back height RH	<input type="checkbox"/> 20	<input type="checkbox"/> 21	<input type="checkbox"/> 22	<input type="checkbox"/> 23	<input type="checkbox"/> 24	<input type="checkbox"/> 25	<input type="checkbox"/> 26	<input type="checkbox"/> 27	<input type="checkbox"/> 28	<input type="checkbox"/> 29
	<input type="checkbox"/> 30	<input type="checkbox"/> 31	<input type="checkbox"/> 32	<input type="checkbox"/> 33	<input type="checkbox"/> 34	<input type="checkbox"/> 35	<input type="checkbox"/> 36	<input type="checkbox"/> 37	<input type="checkbox"/> 38	<input type="checkbox"/> 39
	<input type="checkbox"/> 40	<input type="checkbox"/> 41	<input type="checkbox"/> 42	<input type="checkbox"/> 43	<input type="checkbox"/> 44	<input type="checkbox"/> 45	<input type="checkbox"/> 46	<input type="checkbox"/> 47	<input type="checkbox"/> 48	

Lower leg length USL	<input type="checkbox"/> 37	<input type="checkbox"/> 38	<input type="checkbox"/> 39	<input type="checkbox"/> 40	<input type="checkbox"/> 41	<input type="checkbox"/> 42	<input type="checkbox"/> 43	<input type="checkbox"/> 44
	<input type="checkbox"/> 45	<input type="checkbox"/> 46	<input type="checkbox"/> 47	<input type="checkbox"/> 48	<input type="checkbox"/> 49	<input type="checkbox"/> 50	<input type="checkbox"/> 51	

Seat height back SHh (for 24" drive wheel)	<input type="checkbox"/> 37	<input type="checkbox"/> 38	<input type="checkbox"/> 39	<input type="checkbox"/> 40	<input type="checkbox"/> 41	<input type="checkbox"/> 42	<input checked="" type="checkbox"/> 43
--	-----------------------------	-----------------------------	-----------------------------	-----------------------------	-----------------------------	-----------------------------	--

Seat height front SHv	<input type="checkbox"/> 44	<input type="checkbox"/> 45	<input type="checkbox"/> 46	<input checked="" type="checkbox"/> 47	<input type="checkbox"/> 48	<input type="checkbox"/> 49	<input type="checkbox"/> 50	<input type="checkbox"/> 51	<input type="checkbox"/> 52
------------------------------	-----------------------------	-----------------------------	-----------------------------	--	-----------------------------	-----------------------------	-----------------------------	-----------------------------	-----------------------------

Tipping point KP (Front of back tube up to axis middle drive wheel)	<input type="checkbox"/> 4	<input type="checkbox"/> 5	<input type="checkbox"/> 6	<input type="checkbox"/> 7	<input checked="" type="checkbox"/> 8	<input type="checkbox"/> 9	<input type="checkbox"/> 10	<input type="checkbox"/> 11	<input type="checkbox"/> 12	<input type="checkbox"/> 13
---	----------------------------	----------------------------	----------------------------	----------------------------	---------------------------------------	----------------------------	-----------------------------	-----------------------------	-----------------------------	-----------------------------

Please cross on the appropriate dimension (all dimensions are specified in cm).

Underlined values are standard settings.

The values SHh and SHv may deviate a little from the specified values depending on the wheel size, wheel camber as well as the front and rear frame angle!

Special dimensions possible upon request. (Outer seat width)

Frame colour – one-colour design

Information about current colour designs and example images at: www.proactiv-gmbh.de/farben.php

frame colour: Selection from colour palette

Frame colour is specified when ordering

☐ A9000100170-000

Powder coatings

White RAL 9016

☐ gloss A9000100170-023

☐ matt A9000100170-123 € 40.10

Brilliant silver

☐ gloss A9000100170-011

Anthracite RAL 7016

☐ gloss A9000100170-001

☐ matt A9000100170-101 € 40.10

Black RAL 9005

☐ gloss A9000100170-003

☐ matt A9000100170-019 € 40.10

Pure orange RAL 2004

☐ gloss A9000100170-022

☐ matt A9000100170-122 € 40.10

Pink magenta RAL 4010

☐ gloss A9000100170-037

☐ matt A9000100170-137 € 40.10

Pastel blue RAL 5024

☐ gloss A9000100170-036

☐ matt A9000100170-136 € 40.10

Lemon green

☐ gloss A9000100170-005

☐ matt A9000100170-105 € 40.10

Yellow RAL 1023

☐ gloss A9000100170-046

☐ matt A9000100170-146 € 40.10

Red RAL 3001

☐ gloss A9000100170-047

☐ matt A9000100170-147 € 40.10

Lagoon blue

☐ gloss A9000100170-052

☐ matt A9000100170-152 € 40.10

Athletic grey

☐ gloss A9000100170-050

☐ matt A9000100170-150 € 40.10

Muddy grey

☐ gloss A9000100170-051

☐ matt A9000100170-151 € 40.10

“Dormant” powder coatings

Deep black, silver effect

☐ gloss A9000100170-007

Sky blue

☐ gloss A9000100170-017

Marine blue

☐ gloss A9000100170-045

☐ matt A9000100170-145 € 40.10

Electric green

☐ gloss A9000100170-015

☐ matt A9000100170-115 € 40.10

Violet

☐ gloss A9000100170-044

Fire red

☐ gloss A9000100170-018

☐ matt A9000100170-118 € 40.10

Frame colour – “liquid coating” one-colour design

€ 323.20

Storm (ice blue)

☐ gloss A9000100170-500

☐ matt A9000100170-501

Coffee

☐ gloss A9000100170-520

☐ matt A9000100170-521

Prairie (rose gold)

☐ gloss A9000100170-504

☐ matt A9000100170-505

Pearl (mother of pearl-white)

☐ gloss A9000100170-524

☐ matt A9000100170-525

Berry

☐ gloss A9000100170-526

☐ matt A9000100170-527

Blue ocean

☐ gloss A9000100170-522

☐ matt A9000100170-523

Emerald (emerald green)

☐ gloss A9000100170-514

☐ matt A9000100170-515

Mint

☐ gloss A9000100170-528

☐ matt A9000100170-529

Chilli

☐ gloss A9000100170-516

☐ matt A9000100170-517

Frame colour – two colour designs

Note: Frames with two colour designs in the gloss level of the design colour.

- ☐ **Two-colour design comprising one basic colour (on the back of the frame) and one design colour (on the front of the frame)** € 248.30

Please select from the following colours:

Base colour (on the rear frame)

White RAL 9016 <input type="checkbox"/> A9000100170-200	Brilliant silver <input type="checkbox"/> A9000100170-201	Anthracite RAL 7016 <input type="checkbox"/> A9000100170-202
Black RAL 9005 <input type="checkbox"/> A9000100170-203	Pastel blue RAL 5024 <input type="checkbox"/> A9000100170-206	Lemon green <input type="checkbox"/> A9000100170-207
Yellow RAL 1023 <input type="checkbox"/> A9000100170-208	Lagoon blue <input type="checkbox"/> A9000100170-212	Athletic grey <input type="checkbox"/> A9000100170-210
Muddy grey <input type="checkbox"/> A9000100170-211		

Design colour (on the front frame)

Black RAL 9005 <input type="checkbox"/> gloss A9000100170-259 <input type="checkbox"/> matt A9000100170-260	Lemon green <input type="checkbox"/> gloss A9000100170-250 <input type="checkbox"/> matt A9000100170-251	Chilli <input type="checkbox"/> gloss A9000100170-253 <input type="checkbox"/> matt A9000100170-254
Pure orange RAL 2004 <input type="checkbox"/> gloss A9000100170-255 <input type="checkbox"/> matt A9000100170-256	Coffee <input type="checkbox"/> gloss A9000100170-278 <input type="checkbox"/> matt A9000100170-279	Mint <input type="checkbox"/> gloss A9000100170-286 <input type="checkbox"/> matt A9000100170-287
Emerald (emerald green) <input type="checkbox"/> gloss A9000100170-274 <input type="checkbox"/> matt A9000100170-275	Storm (ice blue) <input type="checkbox"/> gloss A9000100170-264 <input type="checkbox"/> matt A9000100170-265	Prairie (rose gold) <input type="checkbox"/> gloss A9000100170-266 <input type="checkbox"/> matt A9000100170-267
Pearl (mother of pearl-white) <input type="checkbox"/> gloss A9000100170-282 <input type="checkbox"/> matt A9000100170-283	Berry <input type="checkbox"/> gloss A9000100170-284 <input type="checkbox"/> matt A9000100170-285	Blue ocean <input type="checkbox"/> gloss A9000100170-280 <input type="checkbox"/> matt A9000100170-281

Colour - Attachment parts

Note: If no specifications have been made, the caster fork and bearing block are mounted in black.

Drive wheel: Aluminium rim, hub and spokes

- ☐ Black A9000100171-003

Caster fork and bearing block

- ☐ Silver A9000100173-011
☐ Black A9000100173-003

Attachment parts colour design according to customer desires:

Drive wheel: Aluminium rim and design inlet¹

- ☐ Pure orange RAL 2004 € 193.10
A9000100171-022
☐ White RAL 9016 € 193.10
A9000100171-023
☐ Frame colour € 230.80
A9000100171-999
☐ Selection of single colour coating (deviating from the frame colour) € 267.10
A9000100171-998
Colour: _____
A9000100170- ☐☐☐

Caster wheel: 5" aluminium rim² (3-spoke design)

- ☐ Pure orange RAL 2004 € 44.40
A9000100174-022
☐ White RAL 9016 € 44.40
A9000100174-023
☐ Frame colour € 69.50
A9000100174-999
☐ Selection of single colour coating (deviating from the frame colour) € 80.60
A9000100174-998
Colour: _____
A9000100170- ☐☐☐

Special colour requests (frame or attachment parts)

Frame colour individual procurement Selection from RAL colour palette

- ☐ A9000100170-100 € 383.10

Degree of gloss

- ☐ gloss
☐ matt

Colour designation

RAL number

Note: Attachment parts **not** possible in design colours

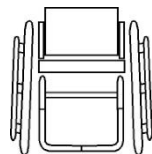
¹ Only in conjunction with Liteline hub (for drive wheel aluminium rim with 18 or 36 spokes, object).

² Only in conjunction with 5" caster wheel aluminium rim 3-spoke design easy running A9000501200 or good shock absorption A9000501210

Frames

Straight front end

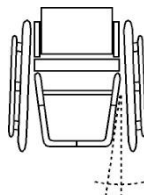
☒ A9030100010-K*



Front end V-shape

☐ A9030100020-K* € 280.80

Note: Foot support surface in the case of V-shape
 $x = SB - (0.25 \times USL + 6 \text{ cm})$



Special seat width dimension 49 cm - 52 cm

☐ A9030100060 € 282.90

Frame angle

Knee angle 105°

☒ A9000100050-001

Knee angle 95°

☐ A9000100050-002 € 313.40

Rear frame angle 105°

☒ A9030100100-001
 KP from 6 cm to 13 cm

Rear frame angle 95°

☐ A9030100100-002 € 119.40
 KP from 4 cm to 10 cm

Push handles

Back tube with integrated handles

☐ A9000401051-K € 120.60

straight

Also possible with lumbar curvature:

☐ 1 cm

☐ 2 cm

☐ 3 cm



Aluminium push handles fixed in back tube

☐ A9000401050 € 120.60

from RH 23 cm



Push handles, horizontally screwed in back tube

☐ A9000401076 € 223.60

can be unscrewed



Safety push handles with continuous height adjustment

☐ A9000401060 € 200.10


Mount in the back tube
 from RH 30 cm with adaptable back
 from RH 43 cm with back shell
 Starting at a back height of 35 cm for back tube with lordosis support



Safety push handles back-positioned length 45 cm

☐ A9030401071 € 377.50

continuous height adjustment,
 Safety push handle holder mounted on the back cross bar
 Up to a SB of 42 cm or a body weight of 95 kg
 Cannot be swivelled in conjunction with armrest



Backrest

Folding backrest

☒ A9000400011
7-way inclination adjustment
with integrated plastic coated
Aluminium side sections



Back tube with lumbar curvature

- ☐ A9000400005-K € 105.80
- ☐ 1 cm
- ☐ 2 cm
- ☐ 3 cm



Back equipment

Adaptable back with back padding

☐ A9000802010-K
Cover: Black, breathable, open surface
Cushion thickness: 16 mm
Equipment with back cross bar



Adaptable back with "Light" back padding

☐ A9000802320-K € 42.80
Back padding with extra thin padding for easy,
space-saving folding of the wheelchair.
Cover fabric: Black, breathable, open surface
Cushion thickness: 9 mm
Equipment with back cross bar
Note: Not recommended if there is a risk of
pressure marks on the back.

Raised back + 3 - 5 cm

☐ A9000802100 € 144.40
for the nominal back height dimension
Only in combination with height adjustable
push handles



Equipment without back upholstery and without back padding or back system

☐ A9000802011 € -53.00
Equipment with back cross bar

Other back systems, such as ergonomic back shell
see separate order sheet: "PRO ACTIV seat and back systems"




You will find our PRO ACTIV transport restraint systems
on our separate "Transport restraint systems" order sheet



Seat upholstery

Open belt system

☐ A9000801011-K



Closed belt system

☐ A9000801020-K € 85.40

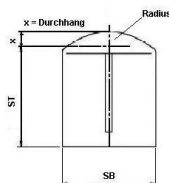
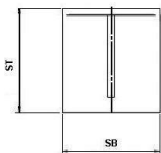


Equipment without seat upholstery

☐ A9000801050



Seat cushion



Seat cushion in rectangular contour Inlet: Standard

☐ A9000805180-K* € 106.60

Seat cushion with radius contour Inlet: Standard

☐ A9000800300-K* € 148.00

Seat cushion height:

☐ 3 cm ☐ 5 cm
☐ 4 cm ☐ 6 cm

Seat cushion in rectangular contour Inlet: Anti-Decubitus

☐ up to 30x30 cm
A9000805204-K* € 276.20

☐ >30x30 up to
50x50 cm
A9000805200-K* € 401.90

Seat cushion with radius contour Inlet: Anti-Decubitus

☐ up to 30x30 cm
A9000800311-K* € 326.50

☐ >30x30 up to
50x50 cm
A9000800310-K* € 443.70

Seat cushion height:

☐ 4 cm
☐ 6 cm

Cover:

☐ Black, breathable, open surface

☐ Black, breathable, closed surface

If not specified, the cover fabric "black, breathable, open surface" is delivered.

☐ **Seat cushion is existing**

Brand/type _____

Cushion height _____ cm

You can also find the seat cushions on our separate "PRO ACTIV Seat and Back Systems" order sheet

Clothing guard

Aluminium clothing guard removable via lock function

Adjustable following wheel arch

Only in combination with folding backrest



in anthracite matt

☐ A9000403210-K € 224.90

in frame colour (basic colour with two-colour design)

☐ A9000403211-K € 287.60

in design colour (only possible with frame colour in two-colour design)

☐ A9000403212-K € 319.40

Carbon clothing guard removable via lock function

☐ A9000400012-K € 521.20

Adjustable following wheel arch

Only in combination with folding backrest



Armrests

Armrest, height adjustable, integrated in the clothing guard

Including aluminium clothing guard

with arm padding 25 cm long

Removable via lock function

Only in combination with folding backrest



in anthracite matt

☐ A9000400008-K € 526.70

In frame colour (basic colour with two-colour design)

☐ A9000400009-K € 575.00

in design colour (only with frame colour in two-colour design)

☐ A9000400010-K € 599.20

Armrest, height adjustable, integrated in the clothing guard

☐ A9000400018-K € 797.00

Including carbon clothing guard with arm padding 25 cm long
Removable via lock function
Only in combination with folding backrest

Axle plate

Standard equipment with 12 mm sockets/axle. Further axle plate on request.

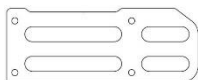
2-slot axle plate

☐ A9000201000*
Rear SH = approx. 37 - 43 cm
(for 24" wheel)



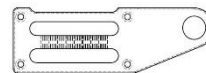
2-slot extended drive wheel plate

☐ A9000201010* € 161.50
Wheelbase extension by 7.5 cm



Extended Bike plate

☐ A9000201030* € 291.40
+ 4° camber integrated
Bike track can be set separately



Wheel camber

*Total width with tight-mounted handrim

1° drive wheel camber

☐ A9000202010*
Total width = approx. SB + 20 cm*

4° drive wheel camber

☐ A9000202030*
Total width = approx. SB + 26 cm*

6° drive wheel camber

☐ A9000202040*
Total width = approx. SB + 30 cm*

E-adaptations

Preparation for "e-motion" mounting

☐ A9000201200* € 465.00

Equipment: e-motion torque support, 1/2" axle and socket length 50.8 mm (2")
PRO ACTIV and Alber recommend anti-tipping supports are installed in pairs. Please select under "Adaptations".

Preparation for "e-fix" mounting

☐ A9000201210* € 465.00

Equipment: 1/2" axle, socket length 50.8 mm (2") and e-fix torque support.
PRO ACTIV and Alber recommend anti-tipping supports are installed in pairs. Please choose "Adaptations" under the selection. Please order Alber anti-tipping supports and corresponding components direct from Alber.

Wheelchair delivery to

☐ Alber GmbH
(Please also enter on p.1 under "Shipping address, other!")
☐ Specialist dealer

Brake system

Brake system push to lock Standard brake handle

☐ A9000701010-001



Brake system push to lock Long brake lever

☐ A9000701010-002



Brake system push to lock Low brake handle

☐ A9000701010-003



Brake lever at 20°
☐ A9000700002

Only in conjunction with knee lever brake system, standard brake lever, long or low.

**Brake system push to lock
Brake handle to flip-down**
☐ A9000706008

€ 146.70

Length: 9 cm

**Drum brake**
☐ A9000702011-K*

€ 438.30

Operating from the push handle,
Only with 2-slot axle plates
(Total width (see "Wheel camber" selection" +
3 cm wheel plate cannot be mounted on the
inside). Please note:

- Only in combination with drive wheel
aluminium 36-spoke rim wheel
- Not in combination with one-hand drive,
e-fix or e-motion

**Footrest****Continuous footrest**
☐ A9030601100-K

with tubular resting bracket
foldable, removable

When folding the wheelchair, the footrest also
folds completely from USL 37 cm.

With foot support area x < 22 cm the foot
bracket is designed to be parallel.

For equipment of the footrest with "Rubber
coated footplate support", please select under
"Footrest accessories"!

**Footrest folding up to one side**
☐ A9030601200-K*

€ 228.70

with continuous tubular resting bracket,
height adjustable +/- 3 cm,
can be swung away,
removable

with V-shape from SB 40 cm

For equipment of the footrest with "Rubber
coated footplate support", please select under
"Footrest accessories"

**Footbar folds up to the rear with
spring locking mechanism**
☐ A9030602005-K*

€ 265.70

Removable via locking sleeve
with continuous tubular resting bracket
for KW 105° short frame from USL 37 cm,
long frame from USL 39 cm
for KW 95° short frame from USL 36 cm, long
frame from USL 38 cm

For equipment of the footrest with "Rubber
coated footplate support", please select under
"Footrest accessories"!

**Divided footrest**
☐ A9030603100-K

€ 374.20

with rubber coated footplate, angle-adjustable,
can be pivoted outwards and folded up to the
side, removable

with V-shape from SB 40 cm

**"Swing away" footrest**
☐ A9016604100-K

€ 374.20

with rubber coated footplate,
separated in the middle, pivoted to the side,
can be folded up, height adjustable,
removable, angle-adjustable

**Footrest accessories****Rubber coated footplate**
☐ A9000610000-K

€ 116.40

bolted, angle-adjustable
Depth: 14 cm

**Footplate side stop**
☐ A9000610100

€ 55.20

adjustable
only in combination with rubber coated
footplate!



Adaptations

Anti-tipping support

☐ right side
A9000300110-K* € 156.40

☐ left side
A9000300111-K* € 156.40

adjustable, removable, can be pivoted,
with tension spring and universal adapter



Transit wheels

☐ A9000301110-K* € 304.80

detachable with universal adapter
Not in combination with anti-tipping support



Tilting clamp

☐ right side
A9000302110* € 129.50

☐ left side
A9000302111* € 129.50

with universal adapter and Quick pin
Not in combination with anti-tipping support,
right side or left side

Colour of the mount: ☐ black ☐ silver
If no details have been specified, the mount is
delivered in black.



3" caster wheel

3" Skate wheel (80 mm)

☐ A9000501110 € 65.40

puncture-proof



4" caster wheel

4" caster wheel "Standard" solid rubber black

☐ A9000501011-004
(82A), puncture-proof



4" Skate wheel (100 mm)

☐ A9000501120 € 65.40

puncture-proof



4" safety light-up wheel (100 mm)

☐ A9000501220 € 87.60

puncture-proof



4" Frog Legs caster wheel (100 mm)

☐ A9000501230 € 196.50

with replaceable rubber 6 mm, puncture-proof
Colour: black, silver rim
Incl. hair guard spacer (5.3 mm)



5" caster wheel

5" caster wheel "Standard" PU black

☐ A9000501036-005
(82A), puncture-proof



5" Caster wheel "Standard" PU grey

☐ A9000501031-005
(82A), puncture-proof













5" Caster wheel "2 components"

☐ A9000501030 € 52.00

puncture-proof



5" safety light-up wheel (125 mm) <input type="checkbox"/> A9000501221 € 87.60 puncture-proof 	5" Aluminium rim 3-spoke design "easy running" <input type="checkbox"/> Silver, anodised A9000501200 € 160.50 <input type="checkbox"/> black A9000501201 € 160.50 With exchangeable rubber ring 3 mm hard, puncture-proof Incl. hair guard spacer (3 mm) 	5" aluminium rim 3-spoke design "Good shock absorption" <input type="checkbox"/> Silver, anodised A9000501210 € 166.30 <input type="checkbox"/> black A9000501211 € 166.30 with replaceable rubber 6 mm medium hard, puncture-proof Incl. hair guard spacer (3 mm) 
5" Frog Legs caster wheel (125 mm) <input type="checkbox"/> A9000501232 € 196.50 with replaceable rubber 6 mm, puncture-proof Colour: black, silver rim Incl. hair guard spacer (5.3 mm) 		
6" caster wheel		
6" Caster wheel "Standard" PU grey <input checked="" type="checkbox"/> A9000501010-006 (82A), puncture-proof 	6" caster wheel "pneumatic tyre" <input type="checkbox"/> A9000501050 € 52.90 SH front min. 42 cm 	6" caster wheel "Flexel System" <input type="checkbox"/> A9000501070 € 52.90 puncture-proof 
Caster fork		
Caster fork colours, see "Component colours"		
Caster fork Standard <input checked="" type="checkbox"/> A9000500100-K001 with screwed axle <input type="checkbox"/> A9000500100-K002 € 154.80 with quick-release axle 	Heavy duty caster fork For high loads or when using additional electric drives <input type="checkbox"/> A9000510111-K001 € 49.90 with screwed axle <input type="checkbox"/> A9000510111-K002 € 202.40 with quick-release axle 	Suspension fork incl. 5" aluminium rim "good shock absorption" <input type="checkbox"/> A9000500160-K001 € 466.90 with screwed axle <input type="checkbox"/> A9000500160-K002 € 570.40 with quick-release axle 

**Caster fork spare wheel
"Standard"**

- ☐ A9000500300-K € 274.40
Standard caster forks with quick-release axles

**Caster fork spare wheel
"Heavy Duty"**

- ☐ A9000500301-K € 312.50
Heavy duty caster forks with quick-release axles



The spare caster fork does not have a caster wheel.

In case a caster wheel is requested, please put a cross on a second selection in the category "Caster wheels".

Track distance**Caster wheel track extension**

- ☐ A9000500400* € 54.70
10 mm per side
- ☐ A9000500401* € 54.70
15 mm per side
- ☐ A9000500410* € 54.70
20 mm per side

Drive wheels

Information on further rim types, versions and availabilities under: www.proactiv-gmbh.de

Drive wheel, 18 spoke aluminium rim

- ☒ 24" (ETRTO 540)
A9000203122
with Liteline hub, spoked radially
Not in combination with:
- Puncture-proof tyres
- One-hand drive
- Drum brake
- Adaptive bike
only up to a body weight of 70 kg:

Sturz	1°	4°	6°	8°	10°
Gewicht					
bis 50 Kg	✓	✓	✓	✓	✓
51 - 60 Kg	✓	✓	✓	✓	
61 - 70 Kg	✓	✓			

**Drive wheel, 36 spoke aluminium rim**

- ☒ 24" (ETRTO 540)
A9000203000
Up to 120 kg body weight with Liteline hub
(left image)
Over 120 kg body weight with aluminium high
flange (right image)
radially spoked

**Drive wheel double rim
36 spokes**

- ☐ 24" (ETRTO 540)
A9000203100 € 145.90
- ☐ 25" (ETRTO 559)
A9000203200 € 145.90
- ☐ 26" (ETRTO 590)
A9000203300 € 145.90
with aluminium front hub,
radially spoked
Use with higher loads and body weight
> 120 kg

**Spinergy running wheel "Spox Sport"
with 24 PBO spokes; rim,
hub and spokes in black**

- ☐ 24" (ETRTO 540)
A9000203550 € 725.00
- ☐ 25" (ETRTO 559)
A9000201559 € 725.00
- ☐ 26" (ETRTO 590)
A9000203555 € 725.00

**Spinergy "Everyday Light Extreme"
with 12 PBO spokes; rim and hub in
black, spokes white**

- ☐ 24" (ETRTO 540)
A9000203554 € 885.00

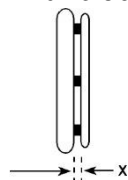
**Spinergy "Everyday Light Extreme"
with 12 PBO spokes; rim,
hub and spokes in black**

- ☐ 24" (ETRTO 540)
A9000203552 € 885.00



Handrims

x = dimension handrim attachment



Handrim attachment

General:

☐ x = 11 mm

☐ x = 19 mm

Handrim attachment

Curve handrim:

☐ x = 10 mm

☐ x = 18 mm

Unless otherwise specified, the handrim is mounted wide (19 mm / 18 mm)

Stainless steel Ø 20 mm

☐ 24" handrim for
24" wheel and
25" wheel
A9000205010-004

☐ 26" handrim for
26" wheel
A9000205010-006



Aluminium Ø 19 mm silver anodised

☐ 24" handrim for
24" wheel and
25" wheel
A9000205019-004



Aluminium Ø 19 mm powder coated in frame colour

(basic colour with two-colour design)

☐ = Gloss surface

☐ = Matt surface

Note: Matt coating is not recommended due
to the low grip.

☐ 24" handrim for
24" wheel and 25" wheel € 63.10
A9000205020-004

☐ 26" handrim for
26" wheel € 63.10
A9000205020-006



Aluminium Ø 19 mm polished and hard-anodised

☐ 24" handrim for
24" wheel and
25" wheel € 152.50
A9000205030-004

☐ 26" handrim for
26" wheel € 152.50
A9000205030-006



Titanium Ø 19 mm

☐ 24" handrim for
24" wheel and
25" wheel € 310.30
A9000205040-004

☐ 26" handrim for
26" wheel € 310.30
A9000205040-006




Silicone handrim cover

☐ for 24" handrim € 215.20
A9000205100-004

☐ for 26" handrim € 215.20
A9000205100-006

Surface without structure,
compatible with handrim Ø 19 mm or
Ø 20 mm.



Ultra-Grip "very grippy"

☐ 24" handrim for
24" wheel and
25" wheel € 372.10
A9000205070-004

☐ 26" handrim for
26" wheel € 372.10
A9000205070-006



Ergo-Grip

☐ 24" handrim for
24" wheel and
25" wheel € 377.90
A9000205080-004

☐ 26" handrim for
26" wheel € 377.90
A9000205080-006
Attachment fitting to the rim



Curve black anodised, ergonomic handrim profile

☐ 24" handrim for
24" wheel and
25" wheel € 370.60
H 24 mm
A9000205130-004

☐ 24" handrim for
24" wheel and
25" wheel € 370.60
H 31 mm, size L
A9000205140-004

☐ 26" handrim for
26" wheel € 370.60
H 31 mm, size L
A9000205140-006



<p>Curve silver anodised ergonomic handrim profile</p> <p><input type="checkbox"/> 24" handrim for 24" wheel and 25" wheel H 31 mm, size L A9000205160-004</p> <p>€ 375.50</p> 	<p>Curve powder-coated, ergonomic handrim profile</p> <p><input type="checkbox"/> = Frame colour (gloss surface) <input type="checkbox"/> = black (gloss surface)</p> <p><input type="checkbox"/> 24" handrim for 24" wheel and 25" wheel H 24 mm A9000205135-004</p> <p>€ 432.40</p> <p><input type="checkbox"/> 24" handrim for 24" wheel and 25" wheel H 31 mm, size L A9000205145-004</p> <p>€ 432.40</p> <p><input type="checkbox"/> 26" handrim for 26" wheel H 31 mm, size L A9000205145-006</p> <p>€ 432.40</p> 	<p>Curve Grip, with Tetra-Grip coating, ergonomic handrim profile</p> <p><input type="checkbox"/> 24" handrim for 24" wheel and 25" wheel H 31 mm size L A9000205150-004</p> <p>€ 481.40</p> 
<p>Quadro with Tetra-Grip coating</p> <p><input type="checkbox"/> 24" handrim for 24" wheel and 25" wheel A9000205170-004</p> <p>€ 492.90</p> <p><input type="checkbox"/> 25" handrim for 25" wheel A9000205170-005</p> <p>€ 492.90</p> <p><input type="checkbox"/> 26" handrim for 26" wheel A9000205170-006</p> <p>€ 492.90</p> 	<p>Gekko black anodised</p> <p><input type="checkbox"/> 24" handrim for 24" wheel and 25" wheel A9000205175-004</p> <p>€ 477.30</p> <p><input type="checkbox"/> 25" handrim for 25" wheel A9000205175-005</p> <p>€ 477.30</p> <p><input type="checkbox"/> 26" handrim for 26" wheel A9000205175-006</p> <p>€ 477.30</p> <p>with a robust and replaceable silicone lip, fully integrated into the profile Profile height 31 mm</p> 	<p>Gekko silver anodised</p> <p><input type="checkbox"/> 24" handrim for 24" wheel and 25" wheel A9000205185-004</p> <p>€ 488.80</p> <p>with a robust and replaceable silicone lip, fully integrated into the profile Profile height 31 mm</p> 
<p>Gekko S black anodised</p> <p><input type="checkbox"/> 24" handrim for 24" wheel and 25" wheel A9000205195-004</p> <p>€ 477.30</p> <p>with a robust and replaceable silicone lip, fully integrated into the profile Profile height 24 mm</p> 	<p>Equipment without handrims</p> <p><input checked="" type="checkbox"/> A9000205990</p>	

Spoke guard

Finger- and spoke guard “transparent”

- ☐ for 24" wheel
A9000206300-004 € 191.50
- ☐ for 26" wheel
A9000206300-006 € 191.50



Tyres

Schwalbe “RightRun” High-pressure tyre

- ☐ 24x1" (540-25)
A9000204001-004
Colour: black
7.5 bar



Schwalbe “RightRun” High-pressure tyre

- ☐ 24x1" (540-25)
A9000204000-004
- ☐ 25x1" (559-23)
A9000204000-005
- ☐ 26x1" (590-25)
A9000204000-006
Colour: Grey, black wall
7.5 bar



Schwalbe “DownTown” Profiled tyres

- ☐ 24x1" (540-25)
A9000204010-004
7.5 bar



Schwalbe “MarathonPlus Evolution” with “smart guard” puncture protection

- ☐ 24x1" (540-25)
A9000204030-014 € 45.50
- ☐ 25x1" (559-25)
A9000204030-015 € 45.50
- ☐ 26x1" (590-25)
A9000204030-016 € 45.50
Colour: black
10 bar




Schwalbe “MarathonPlus” with “smart guard” puncture protection

- ☐ 24x1" (540-25)
A9000204030-004 € 45.50
Colour: Grey, black wall
10 bar



Schwalbe “One”

- ☐ 24x1" (540-25)
A9000204123-004 € 86.00
Colour: black
9 bar



Puncture-proof tyre“solid rubber tyres”

- ☐ 24x1" (540-25)
A9000204201-004 € 113.40
Colour: black
Not in combination with the 18 spoke drive
wheel, Spinergy and one-hand drive



Accessories

24" MTB spare wheel set

with double rim (ETRTO 507), aluminium front hub, quick-release axle and stainless steel handrim
Mountain bike tyres, selectively:

☐ A9000203410 € 650.40

24x1.75" Schwalbe "Marathon Plus"
Brake setting compatible with 24x1" wheel



☐ A9000203413 € 650.40

24x2.1" Schwalbe "SMART SAM Sport"
Brake setting not compatible with 24x1" wheel



NOTE: We charge a surcharge for the use of drum brakes

☐ A9000200004 € 210.60

Through axle with assistance, Large push button

☐ A9000200096 € 97.80


Interlock dimension: 122 / 110 mm
Axle diameter: 12 mm
Not in conjunction with lockable drive wheel
axle clip "Tetra Clip",
Not in combination with one-hand drive



Lockable drive wheel axle clip "Tetra Clip"

☐ A9000206400 € 153.90

Not for Spinergy drive wheels



Hand air compressor with pressure gauge

☐ A9000901100 € 98.30

up to 14 bar



Length-adjustable safety belt with buckle

☐ A9000902100 € 74.60



Adjustable safety belt with hook and fastener

☐ A9000902110 € 59.60



Crutch holder with nylon cup

☐ A9000902310 € 127.00

flexible



SIGMA lighting set

☐ A9000903270 € 99.80

Consisting of front light and rear lights,
chargeable via Micro USB socket,
incl. Micro USB charging cable.
Lighting set compliant with road traffic
regulations



Transport bag for Traveller frame

☐ A9030903200 € 225.70

Only in conjunction with caster forks with
quick-release axles



Transport bag for drive wheels

☐ for 24" wheel
A9000903530-004 € 71.90
Ø76 cm x 2 cm

☐ for 26" wheel
A9000903530-006 € 71.90
Ø83 cm x 2 cm



Accessory bag

☐ A9000903600 € 70.30

17 cm x 13 cm x 5 cm



Locking strap for Traveller

☐ A9030902200 € 18.60

Further accessories, e.g., adaptive bikes, steering attachments, etc. see separate order sheet or www.proactiv-gmbh.de

Notes and remarks:

Location, Date

Signature End customer/dealer

The signature field is intended for the consultant and insured person. This confirms that the intended equipment is intended for the insured person.

- 17 - 2023-02-16 / The prices are plus statutory value-added tax and shipping costs ☐ = Included in the basic price ☒ = Position selected

Order sheet TRAVELER Rev. 06 UK