



Quotation date: _____
Consultation was carried out by
Staff at the medical supplies shop: _____
PRO ACTIV field representative: _____

Order date: _____
 According to GTC PRO ACTIV Reha-Technik GmbH

Medical suppliers/company address:

Cust. no.: _____
 Name: _____
 Street: _____
 Postcode / city: _____
 Phone: _____
 Fax: _____
 E-Mail: _____
 Contact: _____

Invoicing address, other (see below)

Cust. no.: _____
 Name: _____
 Street: _____
 Postcode / city: _____

Shipping address, other (see below)

Cust. no.: _____
 Name: _____
 Street: _____
 Postcode / city: _____

Customer name/commission:

Surname, forename: _____
 Street: _____
 Postcode / city: _____
 Phone: _____
 E-Mail: _____
 D.O.B: _____
 Paying organisation: _____
 Indication: _____



HUSK-E adaptive bike

Powerful Shimano EP8 version

Up to 120 kg load capacity

- For users with reduced strength and greater impairments and for everyone who needs a powerful drive for a strong helping hand that can be accessed at any time
- HS version for best possible response behaviour
- Suitable for uneven terrain, hills, climbs and challenging routes
- Dérailleur and hub gear systems are possible
- Disk brakes can be implemented with a brake lever or a back-pedal disk brake

Basic equipment

- Shimano mid-mounted motor EP800 | 250W | 85Nm
- Docking plate for quick coupling to the "Quick Snap Adapter"
- Adjustable and foldable bottom bracket support to minimise packing dimensions
- Mechanical parking disk brake
- Parking stand
- Lighting set
- Mudguard
- 20" drive wheel
- EP8 display

A9117100030-020

€ 7150.00

Please note: when purchasing a HUSK-E in combination with a wheelchair, the reduced VAT rate applies for the entire unit.

Body size

Body height: _____ cm
 Upper body height: _____ cm
 Weight: _____ kg

Information essential to process the order.

Display

EP8 display Steps

Included in the basic price

Features:

- Time
- Support mode
- Rechargeable battery state of charge
- Speed
- Distance and riding time
- Total mileage
- Estimation and overview of the range
- Pedal frequency



Large display E6100

A9117200100 € 58.30

Replaces the smaller colour display EM800, which is installed as standard.

Features:

- On and off button, system start of the display
- Light button (on/off at the display)
- Mode button
- Good readable display, large sharp writing
- Many display contents on the same screen



Gear ratio

Chain wheel on the bottom bracket with 28 teeth

A9117200050
For a higher final speed

Chain wheel on the bottom bracket with 22 teeth

A9117200051
For a very easy response

Dérailleur

Shimano Deore 1x11 Rapid Fire 11-speed dérailleur

A9117200026
mechanical dérailleur gear with operation on the handle mounted on the right
11-speed cassette 11-42 teeth
And a 381% transmission range
With hydraulic disc brake Ø 203 mm



Shimano Deore XT 1x11 Rapid Fire 11-speed dérailleur

A9117200021 € 212.50
mechanical dérailleur gear with operation on the handle mounted on the right
11-speed cassette 11-46 teeth
And a 418% transmission range
With hydraulic disc brake Ø 203 mm



Shimano Deore XT 1x11 Di2 with button operation 11-speed dérailleur

A9117200022 € 846.00
Electronic dérailleur with operation on the handle via a button.

Operation: Right Left

11-speed cassette 11-42 teeth
And a 418% transmission range
With hydraulic disc brake Ø 203 mm



Shimano Deore XT 1x11 Di2 With chin operation 11-speed dérailleur

A9117200023 € 1,165.30
Electronic dérailleur gear with chin operation (tetra equipment).
11-speed cassette 11-42 teeth
And a 418% transmission range
With hydraulic disc brake Ø 203 mm



Hub gear

Nexus 5-speed hub gear DI2 with button operation

A9117200032 € 586.80

Electronic hub gear with automatic shifting function and manual shifting function via control button
Button on the handle mounted on the right
With hydraulic disc brake Ø 180 mm



Nexus 5-speed hub gear DI2 With chin operation

A9117200033 € 937.00

Electronic hub gear with automatic shifting function and manual shifting function via chin operation
Button on the bottom bracket mounted in the middle
With hydraulic disc brake Ø 180 mm



Brake system

Double hydraulic disc brake system "Magura"


A9117300100 € 320.00

Two Magura 2-piston callipers
Parking brake via locking bar on the handle

Reverse disc brake mechanically with crank release function

A9117300110 € 702.80

Compatible with dérailleur and free-running shifting hub.
No need for mechanical parking disk brake.
In combination with:
- Grip width 45 cm, 50 cm, 53 cm or 58 cm
- Pedal crank crank lengths 155 or 175 mm up to 120 kg body weight



Rechargeable batteries and accessories

The ranges specified depend on the range profile, user weight and speed.

Rechargeable battery Shimano 36V 14Ah 504Wh

Range: approx. 45-75 km

A9117900100
Assembly to the left on the fork

Rechargeable battery Shimano 36V 17,5Ah 630Wh

Range: approx. 55-85 km

A9117900105 € 177.60
Assembly to the left on the fork



Double rechargeable battery Shimano 14Ah 504Wh

Range approx. 90-150 km

A9117900120 € 1,397.30


Assembly on both sides of the fork, exchange plug connection mounted on the fork to allow the simple exchange between the rechargeable batteries.
Bracket swivels right to remove the battery.
Only in conjunction with frame adapters with right-hand operation.

Double rechargeable battery Shimano 17,5Ah 630Wh

Range approx. 110-170 km

A9117900125 € 1,782.50

Assembly on both sides of the fork, exchange plug connection mounted on the fork to allow the simple exchange between the rechargeable batteries.
Bracket swivels right to remove the battery.
Only in conjunction with frame adapters with right-hand operation.



Mudguard colour

If not specified, the mudguard and chain guard are supplied in anthracite RAL 7016 matt.

Mudguard, chain guard and engine cover

Anthracite RAL 7016 matt

A9117500004

Mudguard, chain guard and engine cover

Pure orange RAL 2004 gloss

A9117500006



Mudguard, chain guard and engine cover

Lemon green gloss

A9117500007



Mudguard, chain guard and engine cover

Unique colour selection

A9117500010 **€ 146.10**

Made from a solid colour palette
Powder paint wheelchair

A9000100170-____

Colour: _____

Tyres

20x2.1" Schwalbe "Jumpin' Jack"

(Low availability – only as long as stocks last. Alternative option: Schwalbe "Smart Sam")

A9117105100
(ETRTO 406-54)
Puncture protection level 3.5



20x2.35" Schwalbe "Smart Sam"

A9117105101
(ETRTO 406-60)
Profiled tyres
Puncture protection level 3.5



20x2.15" Schwalbe "Big Ben Plus"

A9117105102 **€ 27.40**
(ETRTO 406-55)
Profiled tyres
Puncture protection level 6



Dimensions

Crank type and grip width

Standard pedal crank

- Grip width 40 cm
A9117500100-040
- Grip width 45 cm
A9117500100-045
- Grip width 50 cm
A9117500100-050

Tetra pedal crank (flared)

With flared crank arms for max. space for upper body

- Grip width 48 cm
A9117500100-048
- Grip width 53 cm
A9117500100-053
- Grip width 58 cm
A9117500100-058

Standard pedal crank

- Length 155 mm
A9110600100-155
- Length 175 mm
A9110600100-175
- Length 195 mm
A9110600100-195



Tetra pedal crank

- Length 155 mm **€ 129.50**
A9100600105-155
- Length 175 mm **€ 129.50**
A9100600105-175
- Individual length
140 mm to 195 mm **€ 246.30**
A9100600100



Handles

Palm rest on the handle

A9110601200 **€ 97.80**
Padded, bolted, angle-adjustable



Tetra hand support pivotable and adjustable grip width

A9110601101 **€ 161.30**







Tetra hand support, pivotable, adjustable grip width

A9110601102 **€ 182.40**
Very stiff outer support as round tube ø 20 mm with foam rubber cover



<p>Tetra Ergo handle, free-standing</p> <p><input type="checkbox"/> A9100600001 € 156.70</p> <p>Crank handles arranged vertically Widens the grip by 8.6 cm Can be combined with Tetra hand rest, swivelling</p> 	<p>Tetra shell handles</p> <p><input type="checkbox"/> A9110601100 € 164.10</p> 	
--	---	--

Bike accessories

<p>Manoeuvring rollers for parking stands</p> <p><input type="checkbox"/> A9110900017 € 116.20</p> <p>Manoeuvring rollers mounted to the parking stand via inlet</p> 	<p>Parking stand with operating lever for high operating comfort</p> <p><input type="checkbox"/> A9110900004 € 55.90</p> <p>with longer actuating lever and reduced spring force</p> 	<p>LED lighting set for STEPS System</p> <p><input type="checkbox"/> A9117900200 € 123.40</p> <p>Supply of the LED front light via the rechargeable battery of the drive system Back light as plug-on light supplied by a battery No need for lighting set from basic equipment</p> 
<p>Luggage rack, removable</p> <p><input type="checkbox"/> A9117900210 € 309.40</p> <p>Colour: black Max. 10 kg load weight</p> <p>If the luggage rack is combined with the hub gear or the Pinion gearbox, the chain tensioner with a value of € 44.30 is listed additionally.</p> 	<p>Operating satellite on the handle</p> <p>Assembly: Right <input type="checkbox"/> Left <input type="checkbox"/></p> <p>with existing support line (laid along a brake line).</p> <p><input type="checkbox"/> A9117200040 € 85.20</p> <p>without an existing support line (an additional dummy line is required)</p> <p><input type="checkbox"/> A9117200041 € 120.80</p>	

Options for users with reduced function

<p>Lever extension quick release clip for rigid frame adapters</p> <p><input type="checkbox"/> A9110700004 € 98.90</p> <p>to make the opening and closing of the quick release clips easier. Only in combination with rigid frame adapter</p> 	<p>Securing the lever extension with locking bolt</p> <p><input type="checkbox"/> A9199000084 € 82.90</p> <p>Can only be used for the lever extension on the quick release clip.</p>	<p>Lever extension eccentric lock for Quick Snap connection</p> <p><input type="checkbox"/> A9110700006 € 70.30</p> <p>simplifies opening or closing the Quick Snap Adapter Tetra version, bent</p> 
---	--	---

Centring column adaptation assistance

A9110700002 **€ 52.40**

in order to make inserting the central adapter easier



Chest strap for upper body fixation

Size S (105 cm) **€ 220.80**
A9000800016

Size M (125 cm) **€ 220.80**
A9000800013

Size L (145 cm) **€ 220.80**
A9000800014

Size XL (165 cm) **€ 220.80**
A9000800017

Consisting of elastic webbing material in combination with neoprene with Velcro and operating tab.

Colour: black



Frame adapters

SPEEDY fixed frame adapter right-hand operation with "Quick Snap Adaptation"

A9110700142 **€ 492.50**

with quick release and Centring column mount
Colour: black



TRAVELER folding frame adapter right-hand operation with "Quick Snap Adaptation"

A9110701302 **€ 526.70**

with quick release and centring column holder on the folding mechanism
Colour: black



BUDDY fixed frame adapter right-hand operation with "Quick Snap Adaptation"

A9110701401 **€ 492.50**

with quick release and centring column holder on the frame
Colour: black



Wheelchair front adapter, right-hand operation with universal clamping and "Quick-Snap-Adaptation"

A9110701502 **€ 561.10**

Adapter mount on the wheelchair front end
Operation on the right side

Installation situation with PA products:

Frame stem G-shape from SB 31 cm to 54 cm

Frame stem V-shape from SB 30 cm to 50 cm

PLEASE NOTE:

If the tube diameter is not specified, as standard we shall deliver an adapter for a tube diameter of 23 - 27 mm.



Please make the following selection:

A9110701525
Tube diameter 23-27 mm

A9110701530
Tube diameter 28-32 mm

A9110701535
Tube diameter 33-37 mm

Clamp lever with 3-way star handle for actuating the frame clamping

A9199701507 **€ 101.00**


mounted on the right and left for easy terminal operation with limited manual function
Only in conjunction with front adapter



Wheelchair-dependent accessories

Extended bike plate

- For SPEEDY A1/A2
A9110100100-002 € 352.20
- For BUDDY
A9110100100-003 € 352.20
- For TRAVELER
A9110100100-001 € 352.20
- 4° camber integrated
Track can be adjusted independently



Wheelbase extension via "grid mechanism with pulling operation"

- For SPEEDY 4all /
4teen / 4you /
TRAVELER 4you
A9110102001 € 537.50
- removable, with continuous axle tube
4°/ 6° camber integrated
Track can be adjusted independently



Wheelbase extension, angle-adjustable and removable

- For SPEEDY F2/F4
A9015100005 € 677.30
- with continuous axle tube,
height adjustment via gear joint
adjustable in 6° angular increments
wheel position displacement approx. 14 cm
4°/6° camber integrated, adjustable track
Attachment possibility must be checked by
PRO ACTIV.
Only in combination with base plate.
Up to 120 kg load capacity.



Services

**Handover and instruction for the
handbike/traction device by the dealer
incl. mounting the frame adapter**

on a PRO ACTIV wheelchair

A9990000008

Prod. no.: _____

on a third-party product

A9990000005

Manufacturer: _____

Model: _____

Frame tube ø ____ mm

Notes and remarks:

Location, Date

Signature End customer/dealer

The signature field is intended for the consultant and insured person. This confirms that the intended equipment is intended for the insured person.
- 7 - 2023-02-16 / The prices are plus statutory value-added tax and shipping costs = Included in the basic price = Position required
Order sheet HUSK-E adaptive bike Rev. 00 UK