

Im Hofstätt 11
D-72359 Dotternhausen
Phone +49 (0)7427 9480-0
Fax +49 (0)7427 9480-7025
e-mail info@proactiv-gmbh.de
www.proactiv-gmbh.com



Quotation date: _____
Consultation was carried out by
Staff at the medical supplies shop: _____
PRO ACTIV field representative: _____

Order date: _____
according to GTC PRO ACTIV Reha-Technik GmbH

Medical suppliers/company address:

Cust. no.: _____
Name: _____
Street: _____
Postcode / city: _____
Phone: _____
Fax: _____
E-Mail: _____
Contact: _____

Shipping address: **same as company address**
 Other (see below)

Name: _____
Street: _____
Postcode / city: _____

Customer name/commission:

Surname,
forename: _____
Street: _____
Postcode / city: _____
Phone: _____
Fax: _____
E-Mail: _____
D.O.B: _____
Paying
organisation: _____

LIFT solid with mechanical seat height adjustment

The desired work height is set by means of the user-friendly, manual and continuous adjustment of the seat height, with the help of gas pressure springs. With just a little muscle power, the seat lifts up to 30 cm.

Maximum user weight limit 120 kg

A9060100000* € 7,500.00

Invoicing address: **same as company address**
 other (see below)

Cust. no.: _____
Name: _____
Street: _____
Postcode / city: _____
Phone: _____
Fax: _____
E-Mail: _____
Contact: _____

Basic size

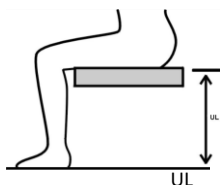
Body size:

Body height: _____ cm

Weight: _____ kg

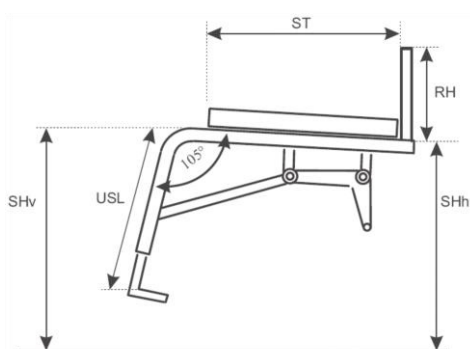
Lower leg length: _____ cm
(anatomic dimension: hollow of the knee to the foot sole):

Indication: _____



This information is mandatory for further processing.

Wheelchair dimensions:



Seat width SB	<input type="checkbox"/> 35	<input type="checkbox"/> 36	<input type="checkbox"/> 37	<input type="checkbox"/> 38	<input type="checkbox"/> 39	<input type="checkbox"/> 40					
	<input type="checkbox"/> 41	<input type="checkbox"/> 42	<input type="checkbox"/> 43	<input type="checkbox"/> 44	<input type="checkbox"/> 45	<input type="checkbox"/> 46					
	The following dimensions are optionally available subject to surcharge:						<input type="checkbox"/> 30	<input type="checkbox"/> 31	<input type="checkbox"/> 32	<input type="checkbox"/> 33	<input type="checkbox"/> 34
							<input type="checkbox"/> 47	<input type="checkbox"/> 48	<input type="checkbox"/> 49	<input type="checkbox"/> 50	
Seat depth ST	Frame size 1		Frame size 2			Frame size 3					
	<input type="checkbox"/> 35	<input type="checkbox"/> 36	<input type="checkbox"/> 39	<input type="checkbox"/> 40	<input type="checkbox"/> 41	<input type="checkbox"/> 44	<input type="checkbox"/> 45	<input type="checkbox"/> 46			
	<input type="checkbox"/> 37	<input type="checkbox"/> 38	<input type="checkbox"/> 42	<input type="checkbox"/> 43			<input type="checkbox"/> 47	<input type="checkbox"/> 48			
	The following dimensions are optionally available subject to surcharge:						<input type="checkbox"/> 25	<input type="checkbox"/> 26	<input type="checkbox"/> 27	<input type="checkbox"/> 28	<input type="checkbox"/> 29
							<input type="checkbox"/> 30	<input type="checkbox"/> 31	<input type="checkbox"/> 32	<input type="checkbox"/> 33	<input type="checkbox"/> 34
Back height RH	<input type="checkbox"/> 20	<input type="checkbox"/> 21	<input type="checkbox"/> 22	<input type="checkbox"/> 23	<input type="checkbox"/> 24	<input type="checkbox"/> 25	<input type="checkbox"/> 26	<input type="checkbox"/> 27	<input type="checkbox"/> 28	<input type="checkbox"/> 29	
	<input type="checkbox"/> 30	<input type="checkbox"/> 31	<input type="checkbox"/> 32	<input type="checkbox"/> 33	<input type="checkbox"/> 34	<input type="checkbox"/> 35	<input type="checkbox"/> 36	<input type="checkbox"/> 37	<input type="checkbox"/> 38	<input type="checkbox"/> 39	
	<input type="checkbox"/> 40	<input type="checkbox"/> 41	<input type="checkbox"/> 42	<input type="checkbox"/> 43	<input type="checkbox"/> 44	<input type="checkbox"/> 45	<input type="checkbox"/> 46	<input type="checkbox"/> 47	<input type="checkbox"/> 48		
Lower leg length USL	<input type="checkbox"/> 30	<input type="checkbox"/> 31	<input type="checkbox"/> 32	<input type="checkbox"/> 33	<input type="checkbox"/> 34	<input type="checkbox"/> 35	<input type="checkbox"/> 36	<input type="checkbox"/> 37	<input type="checkbox"/> 38	<input type="checkbox"/> 39	<input type="checkbox"/> 40
	<input type="checkbox"/> 41	<input type="checkbox"/> 42	<input type="checkbox"/> 43	<input type="checkbox"/> 44	<input type="checkbox"/> 45	<input type="checkbox"/> 46	<input type="checkbox"/> 47	<input type="checkbox"/> 48	<input type="checkbox"/> 49	<input type="checkbox"/> 50	
	The following dimensions are optionally available subject to surcharge:						<input type="checkbox"/> 20	<input type="checkbox"/> 21	<input type="checkbox"/> 22	<input type="checkbox"/> 23	<input type="checkbox"/> 24
							<input type="checkbox"/> 25	<input type="checkbox"/> 26	<input type="checkbox"/> 27	<input type="checkbox"/> 28	<input type="checkbox"/> 29
Seat height back SHh	<input type="checkbox"/> 42		<input type="checkbox"/> 45								
Seat height front SHv	for 4" caster wheel:	<input type="checkbox"/> 44	<input type="checkbox"/> 46	<input type="checkbox"/> 48	<input type="checkbox"/> 50						
	for 5" caster wheel:	<input type="checkbox"/> 46	<input type="checkbox"/> 48	<input type="checkbox"/> 50	<input type="checkbox"/> 52						
	for 6" caster wheel:	<input type="checkbox"/> 48	<input type="checkbox"/> 50	<input type="checkbox"/> 52	<input type="checkbox"/> 54						

Please cross on the appropriate dimension (all dimensions are specified in cm).

Underlined values are standard settings.

The values SHh and SHv may deviate from the specified values depending on the wheel size and wheel camber! Special dimensions possible upon request.

Frame colour – one-colour design

Information about current colour designs and example images at: www.proactiv-gmbh.de/farben.php

frame colour: Selection from colour palette

Frame colour is specified when ordering

A9000100170-000

Powder coatings

White RAL 9016

gloss A9000100170-023

matt A9000100170-123 € 40.10

Brilliant silver

gloss A9000100170-011

Anthracite RAL 7016

gloss A9000100170-001

matt A9000100170-101 € 40.10

Black RAL 9005

gloss A9000100170-003

matt A9000100170-019 € 40.10

Pure orange RAL 2004

gloss A9000100170-022

matt A9000100170-122 € 40.10

Pink magenta RAL 4010

gloss A9000100170-037

matt A9000100170-137 € 40.10

Pastel blue RAL 5024

gloss A9000100170-036

matt A9000100170-136 € 40.10

Lemon green

gloss A9000100170-005

matt A9000100170-105 € 40.10

Yellow RAL 1023

gloss A9000100170-046

matt A9000100170-146 € 40.10

Red RAL 3001

gloss A9000100170-047

matt A9000100170-147 € 40.10

Lagoon blue

gloss A9000100170-052

matt A9000100170-152 € 40.10

Athletic grey

gloss A9000100170-050

matt A9000100170-150 € 40.10

Muddy grey

gloss A9000100170-051

matt A9000100170-151 € 40.10

“Dormant” powder coatings

Deep black, silver effect

gloss A9000100170-007

Sky blue

gloss A9000100170-017

Marine blue

gloss A9000100170-045

matt A9000100170-145 € 40.10

Electric green

gloss A9000100170-015

matt A9000100170-115 € 40.10

Violet

gloss A9000100170-044

Fire red

gloss A9000100170-018

matt A9000100170-118 € 40.10

Frame colour – “liquid coating” one-colour design

€ 323.20

Storm (ice blue)

gloss A9000100170-500

matt A9000100170-501

Coffee

gloss A9000100170-520

matt A9000100170-521

Prairie (rose gold)

gloss A9000100170-504

matt A9000100170-505

Pearl (mother of pearl-white)

gloss A9000100170-524

matt A9000100170-525

Berry

gloss A9000100170-526

matt A9000100170-527

Blue Ocean

gloss A9000100170-522

matt A9000100170-523

Emerald (emerald green)

gloss A9000100170-514

matt A9000100170-515

Mint

gloss A9000100170-528

matt A9000100170-529

Chilli

gloss A9000100170-516

matt A9000100170-517

Frame colour – two colour designs

Note: Frames with two colour designs in the gloss level of the design colour.

- Two-colour design comprising one basic colour (on the back of the frame) and one design colour (on the front of the frame)** € 248.30

Please select from the following colours:

Base colour (on the rear frame)

White RAL 9016 <input type="checkbox"/> A9000100170-200	Brilliant silver <input type="checkbox"/> A9000100170-201	Anthracite RAL 7016 <input type="checkbox"/> A9000100170-202
Black RAL 9005 <input type="checkbox"/> A9000100170-203	Pastel blue RAL 5024 <input type="checkbox"/> A9000100170-206	Lemon green <input type="checkbox"/> A9000100170-207
Yellow RAL 1023 <input type="checkbox"/> A9000100170-208	Lagoon blue <input type="checkbox"/> A9000100170-212	Athletic grey <input type="checkbox"/> A9000100170-210
Muddy grey <input type="checkbox"/> A9000100170-211		

Design colour (on the front frame)

Black RAL 9005 <input type="checkbox"/> gloss A9000100170-259 <input type="checkbox"/> matt A9000100170-260	Lemon green <input type="checkbox"/> gloss A9000100170-250 <input type="checkbox"/> matt A9000100170-251	Chilli <input type="checkbox"/> gloss A9000100170-253 <input type="checkbox"/> matt A9000100170-254
Pure orange RAL 2004 <input type="checkbox"/> gloss A9000100170-255 <input type="checkbox"/> matt A9000100170-256	Coffee <input type="checkbox"/> gloss A9000100170-278 <input type="checkbox"/> matt A9000100170-279	Mint <input type="checkbox"/> gloss A9000100170-286 <input type="checkbox"/> matt A9000100170-287
Emerald (emerald green) <input type="checkbox"/> gloss A9000100170-274 <input type="checkbox"/> matt A9000100170-275	Storm (ice blue) <input type="checkbox"/> gloss A9000100170-264 <input type="checkbox"/> matt A9000100170-265	Prairie (rose gold) <input type="checkbox"/> gloss A9000100170-266 <input type="checkbox"/> matt A9000100170-267
Pearl (mother of pearl-white) <input type="checkbox"/> gloss A9000100170-282 <input type="checkbox"/> matt A9000100170-283	Berry <input type="checkbox"/> gloss A9000100170-284 <input type="checkbox"/> matt A9000100170-285	Blue ocean <input type="checkbox"/> gloss A9000100170-280 <input type="checkbox"/> matt A9000100170-281

Colour - Attachment parts

Note: The attachment parts are always mounted in black.

Drive wheel: Aluminium rim, hub and spokes

- Black A9000100171-003

Caster fork and bearing block

- Black A9000100173-003

Attachment parts colour design according to customer desires:

Drive wheel: Aluminium rim and design inlet¹

- Pure orange RAL 2004 A9000100171-022 € 193.10
- White RAL 9016 A9000100171-023 € 193.10
- Frame colour A9000100171-999 € 230.80
- Selection of single colour coating (deviating from the frame colour) A9000100171-998 € 267.10
Colour: _____
A9000100170-

Caster wheel: 5" aluminium rim² (3-spoke design)

- Pure orange RAL 2004 A9000100174-022 € 44.40
- White RAL 9016 A9000100174-023 € 44.40
- Frame colour A9000100174-999 € 69.50
- Selection of single colour coating (deviating from the frame colour) A9000100174-998 € 80.60
Colour: _____
A9000100170-

Special colour requests (frame or attachment parts)

Frame colour individual procurement Selection from RAL colour palette

- A9000100170-100 € 383.10

Degree of gloss

- gloss
 matt

Colour designation

RAL number

Note: Attachment parts **not** possible in design colours

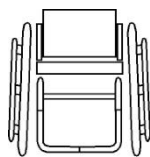
¹ Only in conjunction with Liteline hub (for drive wheel aluminium rim with 18 or 36 spokes, object).

² Only in conjunction with 5" caster wheel aluminium rim 3-spoke design easy running A9000501200 or good shock absorption A9000501210

Frames

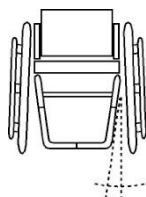
Straight front end

A9060100010-K*
Knee angle 105°



Front end V-shape

A9060100020-K*
Knee angle 105°
Note: Foot support surface in the case of V-shape
 $x = SB - (0.25 \times USL + 6 \text{ cm})$



Individual production

On request and after checking

Seat width and seat depth

A9060100100-K € 1,155.30

Seat width 30- 34 cm
and/or

Seat depth 25 - 34 cm

If necessary, with forward displacement of the backrest

Seat width 47- 50 cm

A9060100200-K € 1,137.40

Lower leg length 20 - 29 cm

A9060100300-K € 219.70

only for continuous footrests

Push handles

Back tube with integrated handles

A9000401051-K € 120.60

straight

Also possible with lumbar curvature:

1 cm

2 cm

3 cm



Aluminium push handles fixed in back tube

A9000401050 € 120.60

from RH 23 cm



Push handles, horizontally screwed in back tube

A9000401076 € 223.60

can be unscrewed



Safety push handles with continuous height adjustment

A9000401060 € 200.10

Mount in the back tube
from RH 30 cm with adaptable back
from RH 43 cm with back shell

Starting at a back height of 35 cm for back tube with lordosis support



Safety push handles back-positioned length 45 cm

A9000401075 € 344.80

continuous height adjustment,
Safety push handle holder mounted on the back cross bar
Up to a SB of 42 cm or a body weight of 95 kg
Cannot be swivelled in conjunction with armrest



Backrest

Folding backrest

A9060400011
7-way inclination adjustment
With integrated aluminium side sections



Back tube with lumbar curvature

- A9000400005-K € 105.80
- 1 cm
 2 cm
 3 cm



Back equipment

Adaptable back with back padding

A9000802010-K
Cover: Black, breathable, open surface
Equipment with back cross bar



Raised back + 3 - 5 cm

A9000802100 € 144.40
for the nominal back height dimension
Only in combination with height adjustable
push handles



Equipment without back upholstery and back padding or back system

A9000802011 € - 53.00
Equipment with back cross bar


Other back systems, such as ergonomic back shell etc. see
separate order sheet: "PRO ACTIV seat and back systems"



Seat upholstery


Body Contour

A9000801025-K



Open belt system

A9000801010-K € 71.10

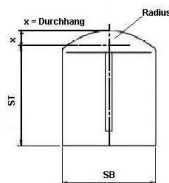
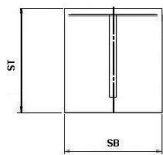


Equipment without seat upholstery

A9000801050



Seat cushion



Seat cushion in rectangular contour Inlet: Standard

A9000805180-K* € 106.60

Seat cushion with radius contour Inlet: Standard

A9000800300-K* € 148.00

Seat cushion height:

3 cm 5 cm
 4 cm 6 cm

Seat cushion in rectangular contour Inlet: Anti-Decubitus

up to 30x30 cm
A9000805204-K* € 276.20

>30x30 up to
50x50 cm
A9000805200-K* € 401.90

Seat cushion with radius contour Inlet: Anti-Decubitus

up to 30x30 cm
A9000800311-K* € 326.50

>30x30 up to
50x50 cm
A9000800310-K* € 443.70

Seat cushion height:

4 cm
 6 cm

Cover:

Black, breathable, open surface

Black, breathable, closed surface

If not specified, the cover fabric "black, breathable, open surface" is delivered.

Seat cushion is existing

Brand/type _____

Cushion height _____ cm

You can also find the seat cushions on our separate "PRO ACTIV Seat and Back Systems" order sheet

Lift mechanism

Mechanical seat height adjustment by 30 cm

A9060300100-K*
via gas springs up to max. 2x1200 N
up to approx. 100 kg

Mechanical seat height adjustment by 30 cm

A9060300200-K* € 910.80
via gas springs up to max. 4x900 N
from approx. 100 kg
incl. lever extension

Armrests

Armrest with aluminium handle bar

A9060400100-K*

Armrest with arm padding 25 cm long

A9060400200-K* € 153.30

Armrest with arm padding 38 cm long

A9060400300-K* € 182.20

Release

Lifting function release mechanism

attached to the armrest
A9060403040
 right
 left

Note: The release mechanism is only possible
on the right **OR** on the left

Lever extension for release mechanism with pivoting handle bar

A9060403440-K € 162.00

Release mechanism, additionally equipped with a pressure plate

A9060403450 € 295.10

for force support of the finger function
not in combination with arm padding

Axle plate

Standard equipment with 12 mm sockets/axle.

Drive wheel plate

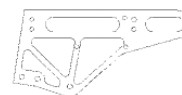
A9060201100
Rear seat height approx. 45 cm
(for 24" wheel)

Axle plate lowered

A9060201120-K € 241.20
Rear seat height approx. 42 cm
(for 24" wheel)

Extended drive wheel plate

A9060201110-K € 270.00
Wheelbase extension by 7.5 cm



Wheel camber

*Total width with tight-mounted handrim

1° drive wheel camber

A9060202000

Total width = approx. SB + 20 cm*

E-adaptations

Preparation for "e-motion" mounting

A9060201200* € 465.00

Equipment: e-motion torque support, 1/2" axle and socket length 50.8 mm (2")

Preparation for "e-fix" mounting

E35/E36 (current model) € 465.00

A9060201230*

E25/E26 (predecessor models for reuse) € 465.00

A9060201220*

Equipment: 1/2" axle, socket length 50.8 mm (2") and e-fix torque support.

We recommend having the e-fix installation carried out by Alber, as an additional safety circuit is required in accordance with the Alber installation guidelines.

Wheelchair delivery to

Alber GmbH

(Please also enter on p.1 under "Shipping address, other")

Specialist dealer

Brake system

Brake system push to lock

A9060701010

mounted at the back of the armrests



Knee lever brake system mounted low down

A9060701015 € 144.40

Brake holding rail mounted on the axle plate, straight brake lever version



Dual knee lever brake system

A9060701020 € 345.00

One brake mounted at the rear of the armrest and another brake mounted at the front on the wheel plate with long brake lever in straight design

Footrest

Continuous footrest

A9016601010-K*

with tubular resting bracket height adjustable +/- 3 cm

For equipment of the footrest with "Rubber coated footplate support", please select under "Footrest accessories"



Footbar folds up to the rear with spring locking mechanism

A9016602005-K* € 265.70

with continuous tubular resting bracket from USL 40 cm only possible with V-shape and frame size 3 For equipment of the footrest with "Rubber coated footplate support", please select under "Footrest accessories"



Footrest folding back to the rear

A9016602010-K* € 284.70


with continuous tubular resting bracket and 20 mm operating lever from frame size 2 from USL 42 cm with V-shape from SB 38 cm For equipment of the footrest with "Rubber coated footplate support", please select under "Footrest accessories"



Divided footrest

A9016603200-K € 311.40

with rubber coated footplate, height adjustable +/- 3cm, angle adjustment, can be pivoted outwards and folded up to the side including frame reinforcement with V-shape from SB 40 cm



"Swing away" footrest

A9016604100-K € 374.20

with rubber coated footplate, centrally divided, can be swivelled to the side, removable, can be folded up, height-adjustable, angle-adjustable including frame reinforcement from USL 34 cm



Removable frame stem, foldable with divided footrest

A9065630000-K € 782.00

height adjustable, with rubber plate with straight front end only from 100 kg user weight, only on request and after testing



Footrest accessories

Rubber coated footplate

A9000610000-K € 116.40

bolted, angle-adjustable
Depth: 14 cm



Footplate side stop

A9000610100 € 55.20

adjustable
only in combination with rubber coated footplate



Adaptations

Anti-tipping support, removable

A9060300100
adjustable with a quick-pin



3" caster wheel

3" Skate wheel (80 mm)

A9000501110 € 65.40

puncture-proof



4" caster wheel

4" caster wheel "Standard" solid rubber black

A9000501011-004
(82A), puncture-proof



4" Skate wheel (100 mm)

A9000501120 € 65.40

puncture-proof



4" safety light-up wheel (100 mm)

A9000501220 € 87.60

puncture-proof



4" Frog Legs caster wheel (100 mm)

A9000501230 € 196.50

with replaceable rubber 6 mm, puncture-proof
Colour: black, silver rim
Incl. hair guard spacer (5.3 mm)



5" caster wheel

5" caster wheel "Standard" PU black

A9000501036-005
(82A), puncture-proof



5" Caster wheel "Standard" PU grey

A9000501031-005
(82A), puncture-proof



5" Caster wheel "2 components"

A9000501030 € 52.00
puncture-proof



5" safety light-up wheel (125 mm)

A9000501221 € 87.60
puncture-proof



5" Aluminium rim 3-spoke design "easy running"

Silver A9000501200 € 160.50

Black A9000501201 € 160.50

With exchangeable rubber ring 3 mm
hard, puncture-proof
Incl. hair guard spacer (3 mm)



5" aluminium rim 3-spoke design "Good shock absorption"

Silver A9000501210 € 166.30

Black A9000501211 € 166.30

with replaceable rubber 6 mm medium hard,
puncture-proof
Incl. hair guard spacer (3 mm)



5" Frog Legs caster wheel (125 mm)

A9000501232 € 196.50

with replaceable rubber 6 mm, puncture-proof
Colour: black, silver rim
Incl. hair guard spacer (5.3 mm)



6" castor wheels, on request after testing, only with V-shape front end

Caster fork

Caster fork Standard

A9000500100-K001
with screwed axle

A9000500100-K002 € 154.80
with quick-release axle



Heavy duty caster fork

For high loads or
when using additional electric drives

A9000510111-K001 € 49.90
with screwed axle

A9000510111-K002 € 202.40
with quick-release axle



**Caster fork spare wheel
"Standard"**

HMV item no. 18.99.99.0403

 A9000500300-K € 274.40

Standard caster forks with quick-release axles

**Caster fork spare wheel
"Heavy Duty"** A9000500301-K € 312.50

Heavy duty caster forks with quick-release axles



The spare caster fork does not have a caster wheel.

In case a caster wheel is requested, please put a cross on a second selection in the category "Caster wheels".

Track distance**Caster wheel track extension** A9060500400-K € 68.10

13 mm per side

**Drive wheels**Information on further rim types, versions and availabilities under: www.proactiv-gmbh.com**Drive wheel, 36 spoke aluminium rim** 24" (ETRTO 540)

A9000203000


Up to 120 kg body weight with Liteline hub (left image)

Over 120 kg body weight with aluminium high flange (right image) radially spoked

**Drive wheel double rim
36 spokes** 24" (ETRTO 540) A9000203100 € 145.90 25" (ETRTO 559) A9000203200 € 145.90 26" (ETRTO 590) A9000203300 € 145.90

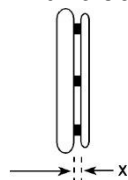
with aluminium front hub, radially spoked

Use with higher loads and body weight > 120 kg

**Spinergy running wheel "Spox Sport"
with 24 PBO spokes; rim,
Hub and spokes in black** 24" (ETRTO 540) A9000203550 € 725.00 25" (ETRTO 559) A9000201559 € 725.00 26" (ETRTO 590) A9000203555 € 725.00

Handrims

x = dimension handrim attachment



Handrim attachment

General:

x = 11 mm

x = 19 mm

Handrim attachment

Curve handrim:

x = 10 mm

x = 18 mm

Unless otherwise specified, the handrim is mounted wide (19 mm / 18 mm)

Stainless steel Ø 20 mm

24" handrim for 24" wheel and 25" wheel
A9000205010-004

26" handrim for 26" wheel
A9000205010-006



Aluminium Ø 19 mm silver anodised

24" handrim for 24" wheel and 25" wheel
A9000205019-004



Aluminium Ø 19 mm powder coated in frame colour

(basic colour with two-colour design)

= Gloss surface

= Matt surface

Note: Matt coating is not recommended due to the low grip.

24" handrim for 24" wheel and 25" wheel
A9000205020-004 **€ 63.10**

26" handrim for 26" wheel
A9000205020-006 **€ 63.10**



Aluminium Ø 19 mm polished and hard-anodised

24" handrim for 24" wheel and 25" wheel
A9000205030-004 **€ 152.50**

26" handrim for 26" wheel
A9000205030-006 **€ 152.50**



Titanium Ø 19 mm

Handrim for 24" wheel and 25" wheel
A9000205040-004 **€ 310.30**

26" handrim for 26" wheel
A9000205040-006 **€ 310.30**









Silicone handrim cover

for 24" handrim
A9000205100-004 **€ 215.20**

for 26" handrim
A9000205100-006 **€ 215.20**

Surface without structure, compatible with handrim Ø 19 mm or Ø 20 mm.



<p>Ultra-Grip “very grippy”</p> <p><input type="checkbox"/> 24" handrim for 24" wheel and 25" wheel A9000205070-004 € 372.10</p> <p><input type="checkbox"/> 26" handrim for 26" wheel A9000205070-006 € 372.10</p> 	<p>Ergo-Grip</p> <p><input type="checkbox"/> 24" handrim for 24" wheel and 25" wheel A9000205080-004 € 377.90</p> <p><input type="checkbox"/> 26" handrim for 26" wheel A9000205080-006 € 377.90 Attachment fitting to the rim</p> 	<p>Curve black anodised, ergonomic handrim profile</p> <p><input type="checkbox"/> 24" handrim for 24" wheel and 25" wheel H 24 mm A9000205130-004 € 370.60</p> <p><input type="checkbox"/> 24" handrim for 24" wheel and 25" wheel H 31 mm, size L A9000205140-004 € 370.60</p> <p><input type="checkbox"/> 26" handrim for 26" wheel H 31 mm, size L A9000205140-006 € 370.60</p> 
<p>Curve silver anodised ergonomic handrim profile</p> <p><input type="checkbox"/> 24" handrim for 24" wheel and 25" wheel H 31 mm, size L A9000205160-004 € 375.50</p> 	<p>Curve powder-coated, ergonomic handrim profile</p> <p><input type="checkbox"/> = Frame colour (gloss surface) <input type="checkbox"/> = black (gloss surface)</p> <p><input type="checkbox"/> 24" handrim for 24" wheel and 25" wheel H 24 mm A9000205135-004 € 432.40</p> <p><input type="checkbox"/> 24" handrim for 24" wheel and 25" wheel H 31 mm, size L A9000205145-004 € 432.40</p> <p><input type="checkbox"/> 26" handrim for 26" wheel H 31 mm, size L A9000205145-006 € 432.40</p>  <p>Profilhöhe H: 24mm oder 31mm</p>	<p>Curve Grip, with Tetra-Grip coating, ergonomic handrim profile</p> <p><input type="checkbox"/> 24" handrim for 24" wheel and 25" wheel H 31 mm size L A9000205150-004 € 481.40</p> 

<p>Quadro with Tetra-Grip coating</p> <p><input type="checkbox"/> 24" handrim for 24" wheel and 25" wheel A9000205170-004 € 492.90</p> <p><input type="checkbox"/> 25" handrim for 25" wheel A9000205170-005 € 492.90</p> <p><input type="checkbox"/> 26" handrim for 26" wheel A9000205170-006 € 492.90</p> 	<p>Gekko black anodised</p> <p><input type="checkbox"/> 24" handrim for 24" wheel and 25" wheel A9000205175-004 € 477.30</p> <p><input type="checkbox"/> 25" handrim for 25" wheel A9000205175-005 € 477.30</p> <p><input type="checkbox"/> 26" handrim for 26" wheel A9000205175-006 € 477.30</p> <p>with a robust and replaceable silicone lip, fully integrated into the profile Profile height 31 mm</p> 	<p>Gekko silver anodised</p> <p><input type="checkbox"/> 24" handrim for 24" wheel and 25" wheel A9000205185-004 € 488.80</p> <p>with a robust and replaceable silicone lip, fully integrated into the profile Profile height 31 mm</p> 
<p>Gekko S black anodised</p> <p><input type="checkbox"/> 24" handrim for 24" wheel and 25" wheel A9000205195-004 € 477.30</p> <p>with a robust and replaceable silicone lip, fully integrated into the profile Profile height 24 mm</p> 	<p>Equipment without handrims</p> <p><input checked="" type="checkbox"/> A9000205990</p>	
<p>Spoke guard</p>		
<p>Finger- and spoke guard "transparent"</p> <p><input type="checkbox"/> for 24" wheel A9000206300-004 € 191.50</p> <p><input type="checkbox"/> for 26" wheel A9000206300-006 € 191.50</p> 		

Tyres

Schwalbe "RightRun" High-pressure tyre

- 24x1" (540-25)
A9000204001-004
Colour: black
7.5 bar



Schwalbe "RightRun" High-pressure tyre

- 24x1" (540-25)
A9000204000-004
- 25x1" (559-23)
A9000204000-005
- 26x1" (590-25)
A9000204000-006
Colour: Grey, black wall
7.5 bar



Schwalbe "DownTown" Profiled tyres

- 24x1" (540-25)
A9000204010-004
7.5 bar



Schwalbe "MarathonPlus Evolution" with "smart guard" puncture protection

- 24x1" (540-25) € 45.50
A9000204030-014
- 25x1" (559-25) € 45.50
A9000204030-015
- 26x1" (590-25) € 45.50
A9000204030-016
Colour: black
10 bar



Schwalbe "MarathonPlus" with "smart guard" puncture protection

- 24x1" (540-25) € 45.50
A9000204030-004
Colour: Grey, black wall
10 bar



Schwalbe "One"

- 24x1" (540-25) € 86.00
A9000204123-004
Colour: black
9 bar



Puncture-proof tyre "solid rubber tyres"


- 24x1" (540-25) € 113.40
A9000204201-004
Colour: black
Not in combination with Spinerger



Accessories

Through axle with assistance, Large push button

- A9000200096 € 97.80
Interlock dimension: 122 / 110 mm
Axle diameter: 12 mm
Not in conjunction with lockable drive wheel
axle clip "Tetra Clip"



Lockable drive wheel axle clip "Tetra Clip"

- A9000206400 € 153.90
Not in combination with Spinerger drive
wheels, one-hand drive, drum brake or
Liteline hub



Hand air compressor with pressure gauge

- A9000901100 € 98.30
up to 14 bar



<p>Length-adjustable safety belt with buckle</p> <p><input type="checkbox"/> A9000902100 € 74.60</p> 	<p>Adjustable safety belt with hook and fastener</p> <p><input type="checkbox"/> A9000902110 € 59.60</p> 	<p>Crutch holder with nylon cup</p> <p><input type="checkbox"/> A9000902310 € 127.00 flexible</p> 
<p>SIGMA lighting set</p> <p><input type="checkbox"/> A9000903270 € 99.80</p> <p>Consisting of front light and rear lights, chargeable via Micro USB socket, incl. Micro USB charging cable. Lighting set compliant with road traffic regulations</p> 	<p>Transport bag for drive wheels</p> <p><input type="checkbox"/> for 24" wheel A9000903530-004 € 71.90 Ø 76 cm x 2 cm</p> <p><input type="checkbox"/> for 26" wheel A9000903530-006 € 71.90 Ø 83 cm x 2 cm</p> 	<p>Accessory bag</p> <p><input type="checkbox"/> A9000903600 € 70.30 17 cm x 13cm x 5 cm</p> 
<p>Further accessories, e.g., adaptive bikes, steering attachments, etc. see separate order sheet or www.proactiv-gmbh.com</p>		

Notes and remarks:

Location, Date

Signature End customer/dealer

The signature field is intended for the consultant and insured person. This confirms that the intended equipment is intended for the insured person.

- 16 - 2023-02-16 / The prices are plus statutory value-added tax and shipping costs = Included in the basic price = Position selected
Order sheet LIFT solid - mechanical Rev. 06 UK