



## HUSK-E adaptive bike

**Comfortable design with Neodrives System**

**Up to 120 kg load capacity**

- For riders with little muscle power and greater impairments well as for all those who need a comfortable drive with high power assistance
- for hilly terrain without long climbs
- with pinion or dérailleur gears
- Ø 180 mm disk brake with brake lever or pedal disc brake possible

### Basic equipment

- Neodrives hub motor Z15 | 250 W | 40 Nm
- Docking plate for quick coupling to the "Quick Snap Adapter"
- Adjustable and foldable bottom bracket support to minimise packing dimensions
- Hydraulic disk brake
- Mechanical parking disk brake
- Parking stand
- Lighting set
- Mudguard
- 20" drive wheel
- Colour display sMMi Z15 Connect

A9117100040-020

**€ 7,150,00**

**Quotation date:** \_\_\_\_\_

**Consultation was carried out by**  
**Staff at the medical supplies shop:** \_\_\_\_\_

**PRO ACTIV field representative:** \_\_\_\_\_

**Order date:** \_\_\_\_\_

according to GTC PRO ACTIV Reha-Technik GmbH

### Medical suppliers/company address:

Cust. no.: \_\_\_\_\_

Last name: \_\_\_\_\_

Street: \_\_\_\_\_

Postcode / city: \_\_\_\_\_

Phone: \_\_\_\_\_

Fax: \_\_\_\_\_

E-mail: \_\_\_\_\_

Contact: \_\_\_\_\_

**Invoicing address, other (see below)**

Cust. no.: \_\_\_\_\_

Name: \_\_\_\_\_

Street: \_\_\_\_\_

Postcode / city: \_\_\_\_\_

**Shipping address, other (see below)**

Cust. no.: \_\_\_\_\_

Name: \_\_\_\_\_

Street: \_\_\_\_\_

Postcode / city: \_\_\_\_\_

### Customer name / commission:

Last name: \_\_\_\_\_

Street: \_\_\_\_\_

Postcode / city: \_\_\_\_\_

Phone: \_\_\_\_\_

E-Mail: \_\_\_\_\_

D.O.B: \_\_\_\_\_

Paying organisation \_\_\_\_\_

Indication: \_\_\_\_\_

### Body size

Body height: \_\_\_\_\_ cm

Upper body height: \_\_\_\_\_ cm

Weight: \_\_\_\_\_ kg

Information essential to process the order.

## Gear ratio

### Chain wheel on the bottom bracket with 28 teeth

A9117200050  
For a higher final speed

### Chain wheel on the bottom bracket with 22 teeth

A9117200051  
For a very easy response

## Dérailleur

### Shimano Deore 1x11 Rapid Fire 11-speed dérailleur

A9117200029  
Mechanical dérailleur gear with operation on the handle.  
11-speed cassette 11-42 teeth  
And a 381% transmission range  
Mounting of push-button switch: Right



### Shimano Deore XT 1x11 Rapid Fire 11-speed dérailleur

A9117200019 € 212.50  
Mechanical dérailleur gear with operation on the handle.  
11-speed cassette 11-42 teeth  
And a 418% transmission range  
Mounting of push-button switch: Right



### Shimano Deore XT 1x11 Di2 with button operation 11-speed dérailleur

A9117200028 € 1,414.50  
Electronic dérailleur with operation on the handle via a button.  
11-speed cassette 11-42 teeth  
And a 418% transmission range

Mounting of push-button switch:

Right  Left



### Shimano Deore XT 1x11 Di2 With chin operation 11-speed dérailleur

A9117200027 € 1,552.50  
Electronic dérailleur gear with chin operation (tetra equipment).  
11-speed cassette 11-42 teeth  
And a 418% transmission range



## Pinion gear

### Pinion C1.6 gear shift

A9117200010 € 1,202.40  
With 6 gears  
295% transmission range  
Operation on the handle via a rotary switch.  
Assembly: Right  Left



**C1.6**

### Pinion C1.9 XR gear shift

A9117200011 € 1,342.10  
With 9 gears  
568% transmission range  
Operation on the handle via a rotary switch.  
Assembly: Right  Left



**C1.9<sup>XR</sup>**

## Brake system

### Double hydraulic disc brake system "Magura"


A9117300100 € 320.00

Two Magura 2-piston callipers  
Parking brake via locking bar on the handle  
No need for mechanical parking disk brake.

### Reverse disc brake mechanically with crank release function

A9117300110 € 702.80

Compatible with chain shift and free-running shifting hub  
Incl. second mechanical disc brake designed as a fixed brake. No need for mechanical parking disk brake.  
In combination with:  
- Grip width 45 cm, 50 cm, 53 cm or 58 cm  
- Pedal crank crank lengths 155 or 175 mm up to 120 kg body weight



### Driving brakes - supplement for mechanical parking brake

A9117300120 € 110,50

The parking disc brake is supplemented with a brake handle on the handle on the left. Thus, the mechanical disc brake can be used as a driving brake and parking brake.

## Rechargeable batteries and accessories

The ranges specified depend on the range profile, user weight and speed.

### Neodrives DT rechargeable battery 36V 16Ah 576Wh

Range: approx. 45-75 km

A9117900140  
Assembly to the left on the fork



### Neodrives DT double rechargeable battery 36V 16Ah 576Wh

Range: approx. 90-150 km

A9117900145 € 1,397.30

Assembly on both sides of the fork, exchange plug connection mounted on the fork to allow the simple exchange between the rechargeable batteries.

Bracket swivels right to remove the battery. Only in conjunction with frame adapters with right-hand operation.



## Mudguard colour

If not specified, the mudguard and chain guard are supplied in anthracite RAL 7016 matt.

### Mudguard, chain guard and engine cover Anthracite RAL 7016 matt

A9117500004

### Mudguard, chain guard and engine cover Pure orange RAL 2004 gloss

A9117500006






### Mudguard, chain guard and engine cover Lemon green gloss

A9117500007



<b>Mudguard, chain guard and engine cover</b> <b>Unique colour selection</b> <input type="checkbox"/> A9117500010 <b>€ 146.10</b> Made from a solid colour palette Powder paint wheelchair  A9000100170-_____  Colour:_____	
---	--

## Tyres

<b>20x2.1" Schwalbe "Jumpin' Jack"</b> <i>(Low availability – only as long as stocks last. Alternative option: Schwalbe "Smart Sam")</i> <input checked="" type="checkbox"/> A9117105100 (ETRTO 406-54) Puncture protection level 3.5 	<b>20x2.35" Schwalbe "Smart Sam"</b> <input checked="" type="checkbox"/> A9117105101 (ETRTO 406-60) Profiled tyres Puncture protection level 3.5 	<b>20x2.15" Schwalbe "Big Ben Plus"</b> <input type="checkbox"/> A9117105102 <b>€ 27.40</b> (ETRTO 406-55) Profiled tyres Puncture protection level 6 
---	---	--

## Dimensions




Crank type and grip width		
<b>Standard pedal crank</b> <input type="checkbox"/> Grip width 40 cm A9117500100-040 <input type="checkbox"/> Grip width 45 cm A9117500100-045 <input type="checkbox"/> Grip width 50 cm A9117500100-050	<b>Tetra pedal crank (flared)</b> With flared crank arms for max. space for upper body <input type="checkbox"/> Grip width 48 cm A9117500100-048 <input type="checkbox"/> Grip width 53 cm A9117500100-053 <input type="checkbox"/> Grip width 58 cm A9117500100-058	
<b>Standard pedal crank</b> <input type="checkbox"/> Length 155 mm A9110600100-155 <input type="checkbox"/> Length 175 mm A9110600100-175 <input type="checkbox"/> Length 195 mm A9110600100-195 	<b>Tetra pedal crank</b> <input type="checkbox"/> Length 155 mm <b>€ 129.50</b> A9100600105-155 <input type="checkbox"/> Length 175 mm <b>€ 129.50</b> A9100600105-175 <input type="checkbox"/> Individual length 140 mm to 195 mm <b>€ 246.30</b> A9100600100 	


## Handles

<b>Palm rest on the handle</b> <input type="checkbox"/> A9110601200 <b>€ 97.80</b> Padded, bolted, angle-adjustable 	<b>Tetra hand support pivotable and adjustable grip width</b> <input type="checkbox"/> A9110601101 <b>€ 161.30</b> 	<b>Tetra hand support, pivotable, adjustable grip width</b> <input type="checkbox"/> A9110601102 <b>€ 182.40</b> Very stiff outer support as round tube ø 20 mm with foam rubber cover 
---	--	---



<p><b>Tetra Ergo handle, free-standing</b></p> <p><input type="checkbox"/> A9100600001      € 156.70</p> <p>Crank handles arranged vertically Widens the grip by 8.6 cm Can be combined with Tetra hand rest, swivelling</p> 	<p><b>Tetra shell handles</b></p> <p><input type="checkbox"/> A9110601100      € 164.10</p> 	
---	---	--



## Bike accessories

<p><b>Manoeuvring rollers for parking stands</b></p> <p><input type="checkbox"/> A9110900017      € 116.20</p> <p>Manoeuvring rollers mounted to the parking stand via inlet</p> 	<p><b>Parking stand with operating lever for high operating comfort</b></p> <p><input type="checkbox"/> A9110900004      € 55.90</p> <p>with longer actuating lever and reduced spring force.</p> 	<p><b>LED lighting set for STEPS System</b></p> <p><input type="checkbox"/> A9117900200      € 123.40</p> <p>Supply of the LED front light via the rechargeable battery of the drive system Back light as plug-on light supplied by a battery No need for lighting set from basic equipment</p> 
--	---	---






<p><b>Luggage rack, removable</b></p> <p><input type="checkbox"/> A9117900210      € 309.40</p> <p>Colour: black Max. 10 kg load weight</p> <p>If the luggage rack is combined with the hub gear or the Pinion gearbox, the chain tensioner with a value of € 44.30 is listed additionally.</p> 	<p><b>Operating satellite mounted on the handle</b></p> <p>Assembly: Right <input type="checkbox"/> Left <input type="checkbox"/></p> <p>with existing support line (laid along a brake line)</p> <p><input type="checkbox"/> A9116200000      € 96.30</p> <p>without an existing support line (an additional dummy line is required)</p> <p><input type="checkbox"/> A9116200001      € 136.50</p>	
--	---	--

## Options for users with reduced function

<p><b>Lever extension quick release clip for rigid frame adapters</b></p> <p><input type="checkbox"/> A9110700004      € 98.90</p> <p>to make the opening and closing of the quick release clips easier. Only in combination with rigid frame adapter.</p> 	<p><b>Securing the lever extension with locking bolt</b></p> <p><input type="checkbox"/> A9199000084      € 82.90</p> <p>Can only be used for the lever extension on the quick release clip.</p>	<p><b>Centring column adaptation assistance</b></p> <p><input type="checkbox"/> A9110700002      € 52.40</p> <p>in order to make inserting the central adapter easier</p> 
--	--	---

<p><b>Lever extension eccentric lock for Quick Snap connection</b></p> <p><input type="checkbox"/> A9110700006      € 61.10</p> <p>simplifies opening or closing the Quick Snap Adapter Tetra version, bent</p> 	<p><b>Chest strap for upper body fixation</b></p> <p><input type="checkbox"/> Size S (105 cm)      € 220.80 A9000800016</p> <p><input type="checkbox"/> Size M (125 cm)      € 220.80 A9000800013</p> <p><input type="checkbox"/> Size L (145 cm)      € 220.80 A9000800014</p> <p><input type="checkbox"/> Size XL (165 cm)      € 220.80 A9000800017</p> <p>Consisting of elastic webbing material in combination with neoprene with Velcro and operating tab. Colour: black</p> 	
---	--	--

## Frame adapters

<p><b>SPEEDY fixed frame adapter right-hand operation with "Quick Snap Adaptation"</b></p> <p><input type="checkbox"/> A9110700142      € 492.50</p> <p>with quick release and Centring column mount Colour: black</p> 	<p><b>TRAVELER folding frame adapter right-hand operation with "Quick Snap Adaptation"</b></p> <p><input type="checkbox"/> A9110701302      € 526.70</p> <p>with quick release and centring column holder on the folding mechanism Colour: black</p> 	<p><b>BUDDY fixed frame adapter right-hand operation with "Quick Snap Adaptation"</b></p> <p><input type="checkbox"/> A9110701401      € 492.50</p> <p>with quick release and centring column holder on the frame Colour: black</p> 
<p><b>Wheelchair front adapter, right-hand operation with universal clamping and "Quick-Snap-Adaptation"</b></p> <p><input type="checkbox"/> A9110701502      € 561.10</p> <p>Adapter mount on the wheelchair front end Operation on the right side</p> <p>Installation situation with PA products: Frame stem G-shape from SB 31 cm to 54 cm Frame stem V-shape from SB 30 cm to 50 cm</p> <p>PLEASE NOTE: if the tube diameter is not specified, as standard we shall deliver an adapter for a tube diameter of 23 - 27 mm.</p> 	<p><b>Please make the following selection:</b></p> <p><input checked="" type="checkbox"/> A9110701525 Tube diameter 23-27 mm</p> <p><input type="checkbox"/> A9110701530 Tube diameter 28-32 mm</p> <p><input type="checkbox"/> A9110701535 Tube diameter 33-37 mm</p>	<p><b>Clamp lever with 3-way star handle for actuating the frame clamping</b></p> <p><input type="checkbox"/> A9199701507      € 101.00</p> <p>mounted on the right and left for easy terminal operation with limited manual function Only in conjunction with front adapter</p> 

## Wheelchair-dependent accessories

### Extended bike plate

- For SPEEDY A1/A2  
A9110100100-002 € 352.20
- For BUDDY  
A9110100100-003 € 352.20
- For TRAVELER  
A9110100100-001 € 352.20
- 4° camber integrated  
Track can be adjusted independently



### Wheelbase extension via "grid mechanism with pulling operation"

- For SPEEDY 4all /  
4teen / 4you /  
TRAVELER 4you  
A9110102001 € 537.50
- removable, with continuous axle tube  
4° / 6° camber integrated  
Track can be adjusted independently



### Wheelbase extension, angle-adjustable and removable

- For SPEEDY F2/F4  
A9015100005 € 677.30
- with continuous axle tube,  
height adjustment via gear joint  
adjustable in 6° angular increments  
wheel position displacement approx. 14 cm  
4° / 6° camber integrated, adjustable track  
Attachment possibility must be checked by  
PRO ACTIV.  
Only in combination with base plate.  
Up to 120 kg load capacity.



## Services

**Handover and instruction for the  
handbike/traction device by the dealer  
incl. mounting the frame adapter**

**on a PRO ACTIV wheelchair**

A9990000008

Prod. no.: \_\_\_\_\_

**on a third-party product**

A9990000005

Manufacturer: \_\_\_\_\_

Model: \_\_\_\_\_

Frame tube ø \_\_\_\_\_ mm

**Notes and remarks:**

**Location, Date**

**Signature End customer/dealer**

The signature field is intended for the consultant and insured person. This confirms that the intended equipment is intended for the insured person.

- 7 - 2023-02-16 / The prices are plus statutory. value-added tax and shipping costs  = Included in the basic price  = Position required  
Order sheet HUSK-E adaptive bike Rev. 00